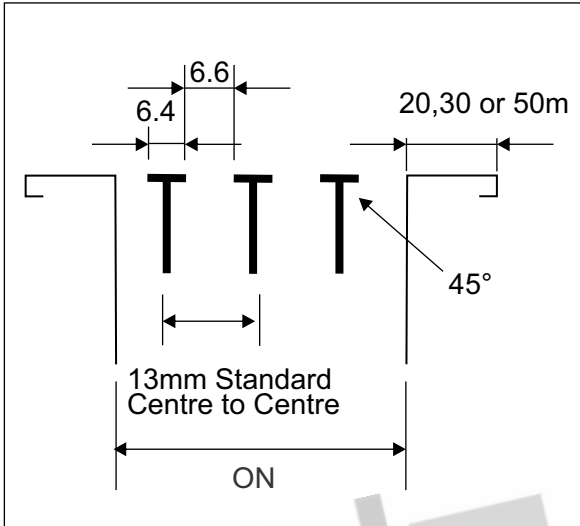


GRILLES

Strip



SGT



TYPE SGT (0 DEGREE DEFLECTION:)

Strip Grilles manufactured of extruded Type 50S anodising grade aluminium with fixed blades. These grilles can be used either vertically or horizontally. They can be used as supply or return Air Grilles and also for fancoil and induction units, and can incorporate access flaps.

Optional Accessories

OBD = Opposed Blade Damper
 PC = Punched counter sunk holes
 CDF = Concealed Fixing

SGT13 SGT19

13mm Blade Spacing
 19mm Blade Spacing

Frame Options

30mm Standard
 20mm
 50mm

Finish Options

NA = Naturalised
 EPC = Epoxy Powder Coating

Blade Spacings

13mm Standard
 19mm
 21mm
 26mm

Ordering Procedure: Example


Ref	Qty	Size (L x H)	Type	Access	Frame	Finish	Special Instructions
1	2	755 x 405	SGT13	-	30	NA	CF

Note:

- (1) Dimensions given are for over neck size
- (2) If code "OS" is entered under SPECIAL INSTRUCTIONS, then dimensions given are over flange.
- (3) If 19, 21 or 26mm Blade Spacing required, enter under SPECIAL INSTRUCTIONS.



SGT Performance Data

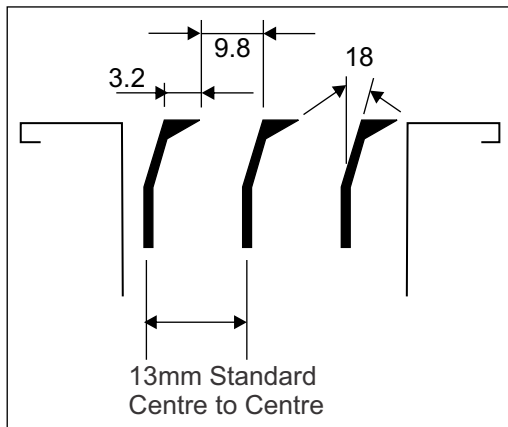


GRILLES

Strip



■ SGS / SGT



TYPE SGS (18 DEGREE DEFLECTION):

Strip Grille manufactured of extruded Type 50S anodising grade aluminium with fixed blades. These grilles can be used either vertically or horizontally.

They can be used as Supply or Return Air Grilles and also for fancoil and induction units and can incorporate access flaps.

TYPE SGS

13mm

Accessories

OBD = Opposed Blade Damper
PC = Punched counter sunk holes
CDF = Concealed Fixing

Frame Options

30mm Standard
20mm
50mm

Finish Options

NA = Natural Anodised
EPC = Epoxy Powder Coating

Blade Spacings

13mm Standard
19mm
21mm
26mm

Ordering Procedure: Example

Ref	Qty	Size (L x H)	Type	Access	Frame	Finish	Special Instructions
1	15	900 X 150	SGS13	OBD	20	NA	OUTSIDE NECK

Note:

- (1) Dimensions given are for opening size into which grille will fit (i.e Normal Duct Size)
- (2) If code "OS" is entered under SPECIAL INSTRUCTIONS, then dimensions given are over flange.
- (3) If 19, 21, 26mm Blade Spacing required, enter under SPECIAL INSTRUCTIONS.



SGS Selection Data

NOTE

- Selection data is for 13mm blade spacing.
- Selection data is based on m³/s/metre width.
- Jet velocity is actual velocity between blades. Average face velocity (25mm from grille) - 65% of jet velocity.
- Type SGS usually only used for extract.

EXAMPLE (Selection based on 1 metre lengths of grille)

Type SGS

For 0,3 m³/s/metre and 6 metre throw use 150mm wide grille (duct width)

Jet velocity - 3m/s
Pressure drop - 6N/m² (Extract) or 8N/m² (Supply)

CONVERSION FACTORS

CFM	x	0,000472	=	m ³ /s
FPM	x	0,005	=	m/s
inches WG	x	250	=	N/m ²
INCHES	x	25.4	=	mm

SGT Selection Data

NOTE

- For dimensional data refer to sheet SGT
- Selection data is for 13mm blade spacing.
- Selection data is based on m³/s/metre width.
- Jet velocity is actual velocity between blades. Average face velocity (25mm from grille) - 65% of jet velocity.
- Type SGT usually only used for extract.

EXAMPLE (Selection based on 1 metre lengths of grille)

Type SGT

For 0,278 m³/s/metre and 6 metre throw use 137,5mm wide grille (duct width)

Jet velocity - 4,6m/s
Pressure drop - 9N/m² (Extract) or 12N/m² (Supply)

CONVERSION FACTORS

CFM	x	0,000472	=	m ³ /s
FPM	x	0,005	=	m/s
inches WG	x	250	=	N/m ²
INCHES	x	25.4	=	mm

GRILLES

Strip



SGS / SGT Performance Data

